

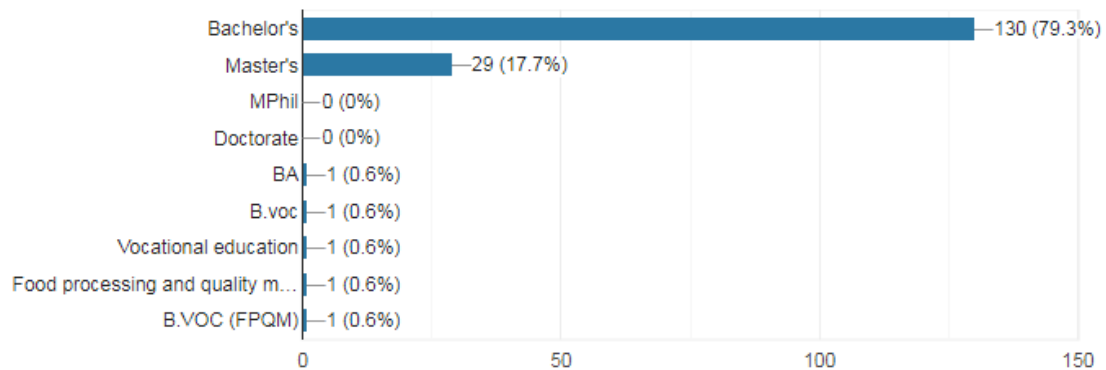
# **STUDENT SATISFACTION** **SURVEY**

**S.D. College for Women, Moga**

**Total Number of responses = 164**

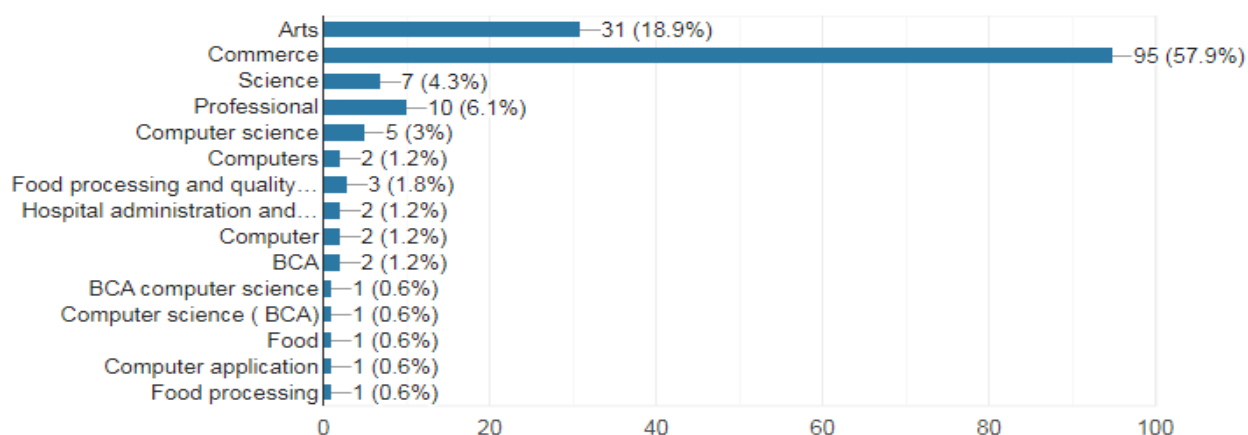
## What Degree program are you pursuing now?

Degree	Bachelor's	Master's	other
No. of students	135	29	0
Percentage	82.32%	17.68%	0%



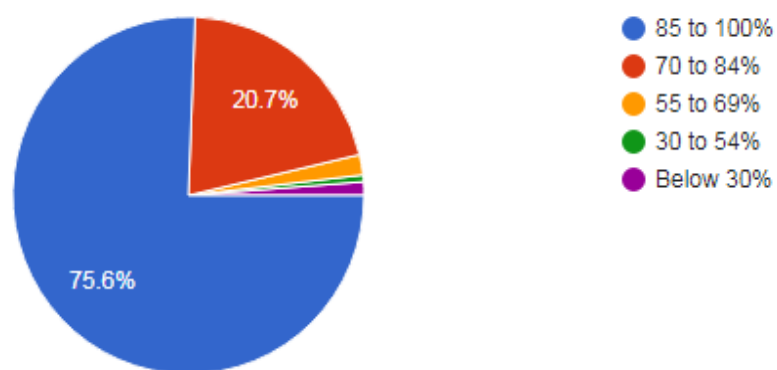
## What subject area are you currently pursuing?

Stream	Arts	Commerce	B.Voc	Fashion Designing	Computer Science
No. of students	31	95	7	0	31
Percentage	18.9%	57.9%	4.26%	0%	18.9%



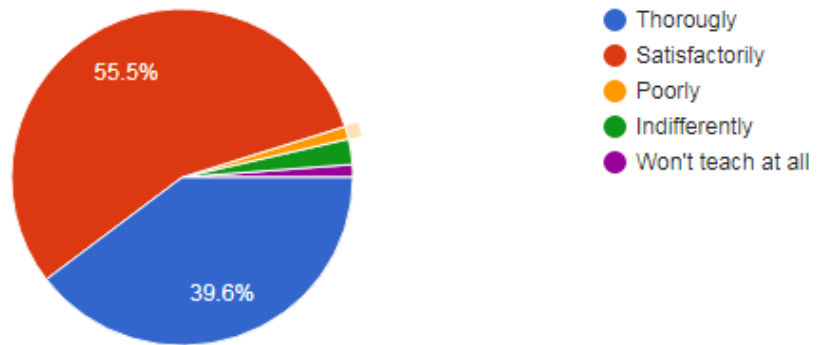
## 1. How much of the syllabus was covered in the class?

Scale	4	3	2	1	0
Criteria	85 – 100 %	70 – 84 %	55 – 69 %	30 – 54 %	Below 30 %
No. of students	124	34	3	1	2
Percentage	75.6%	20.7%	1.8%	0.6%	1.2%



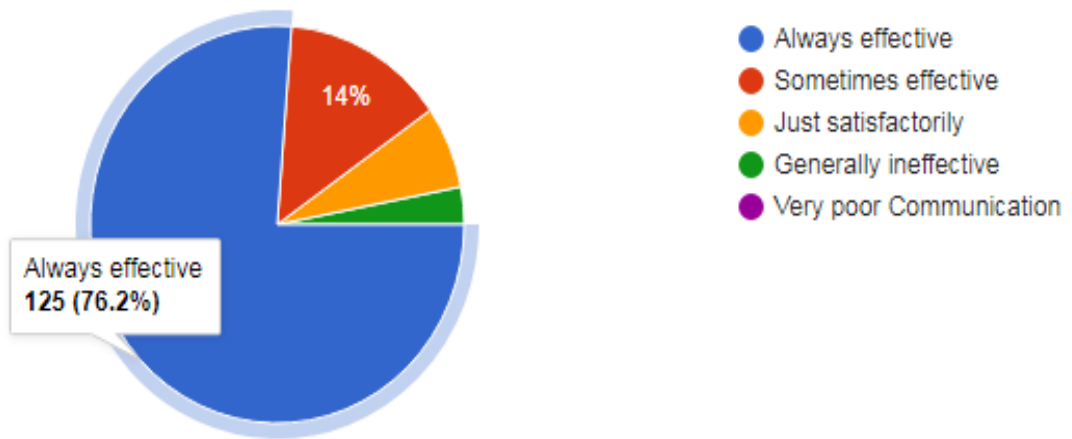
## 2. How well did the teachers prepare for the classes?

Scale	4	3	2	1	0
Criteria	Thoroughly	Satisfactorily	Poorly	Indifferently	Won't Teach At All
No.of response	65	91	2	4	2
Percentage	39.6%	55.5%	1.2%	2.4%	1.2%



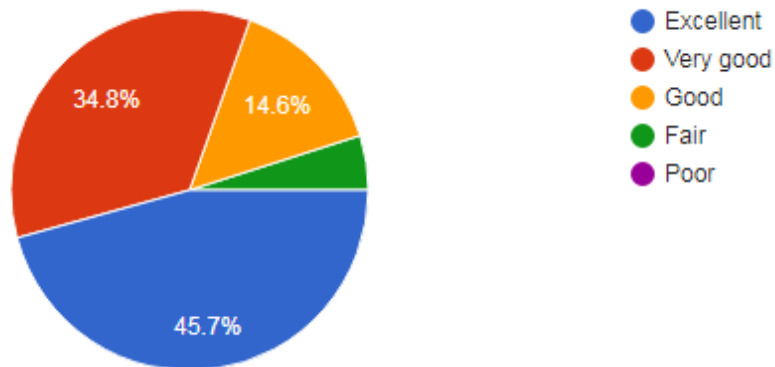
### 3. How well were the teachers able to communicate?

Scale	4	3	2	1	0
Criteria	Always Effective	Sometimes Effective	Just Satisfactorily	Generally Ineffective	Very Poor Communication
No. Of Responses	125	23	11	5	0
Percentage	76.2%	14%	6.7%	3%	0%



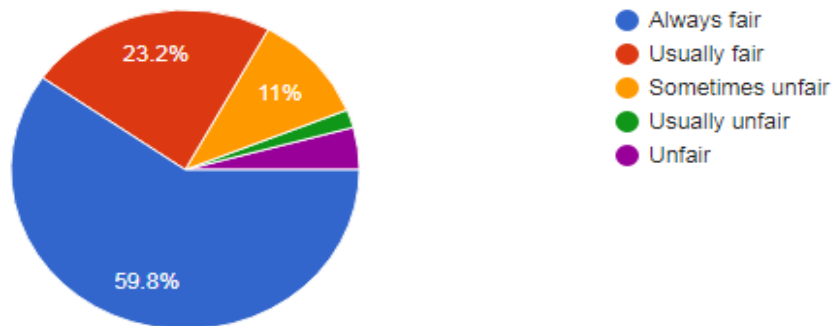
#### 4. The teachers approach to teaching can best be described as

Scale	4	3	2	1	0
Criteria	Excellent	Very Good	Good	Fair	Poor
No. Of Responses	75	57	24	8	0
Percentage	45.7%	34.8%	14.6%	4.9%	0%



## 5. Fairness of the internal evaluation process by the teachers?

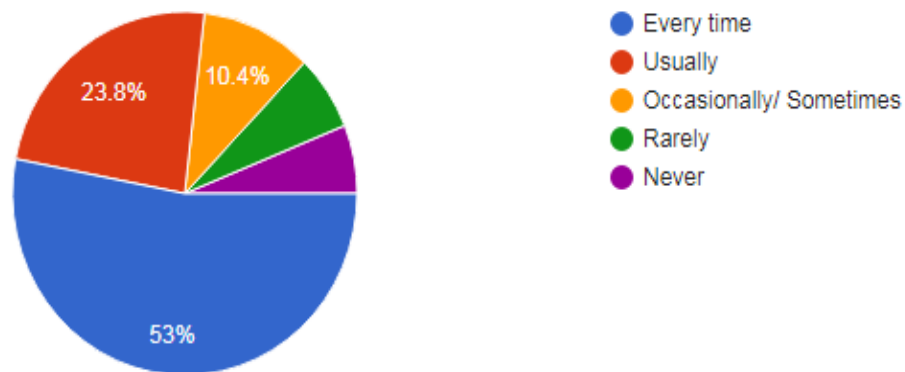
Scale	4	3	2	1	0
Criteria	Always Fair	Usually Fair	Sometimes Unfair	Usually Unfair	Unfair
No. Of Responses	98	38	18	3	7
Percentage	59.8%	23.2%	11%	1.8%	4.3%





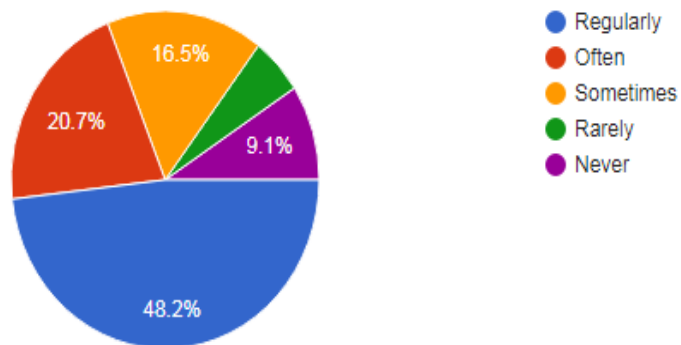
## 6. Was your performance in assignments discussed with you?

Scale	4	3	2	1	0
Criteria	Every Time	Usually	Occasionally	Rarely	Never
No. Of Responses	87	39	17	11	10
Percentage	53%	23.8%	10.4%	6.7%	6.1%



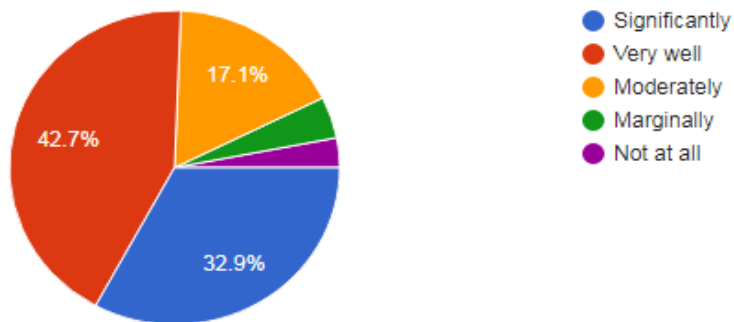
## 7. The institute takes active interest in promoting internship, students exchange and field visit opportunities for students.

Scale	4	3	2	1	0
Criteria	Regularly	Often	Sometimes	Rarely	Never
No. Of Responses	79	34	27	9	15
Percentage	48.2%	20.7%	16.5%	5.5%	9.1%



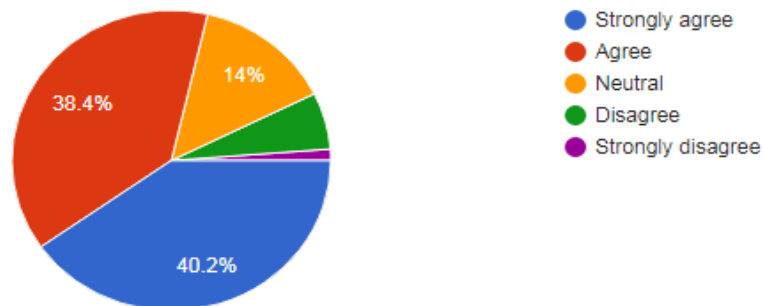
## 8. The teaching and mentoring process in your institution facilitates you in cognitive, social and emotional growth.

Scale	4	3	2	1	0
Criteria	Significantly	Very Well	Moderately	Marginally	Not At All
No. Of Responses	54	70	28	7	5
Percentage	32.9%	42.7%	17.1%	4.3%	3%



## 9. The institution provides multiple opportunities to learn and grow.

Scale	4	3	2	1	0
Criteria	Strongly Agree	Agree	Neutral	Disagree	Strongly Disagree
No. Of Responses	66	63	23	10	2
Percentage	40.2%	38.4%	14%	6%	1.2%



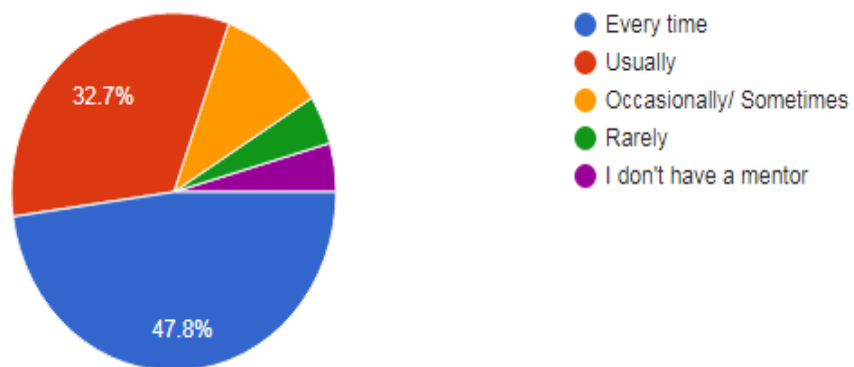
**10. Teachers inform you about your expected competencies, course outcomes and program outcomes.**

Scale	4	3	2	1	0
Criteria	Every Time	Usual ly	Occasionall y	Rarel y	Never
No. Of Responses	97	36	18	7	6
Percentage	59.1%	22%	11%	4.3%	3.7%



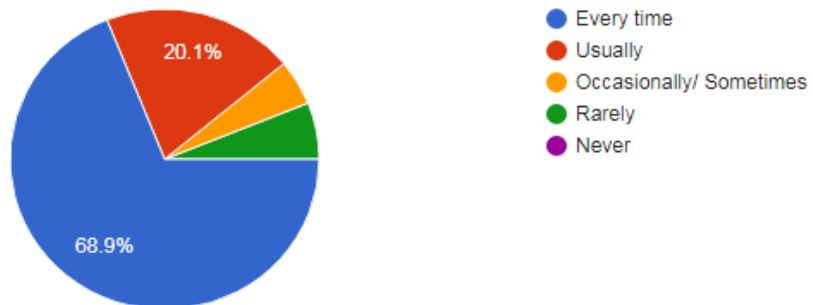
## 11. Your mentor does a necessary follow-up with an assigned task to you.

Scale	4	3	2	1	0
Criteria	Every Time	Usually	Occasionally	Rarely	I Don't have mentor
No. of students	76	52	17	7	7
Percentage	47.8%	32.7%	10.7%	4.4%	4.4%



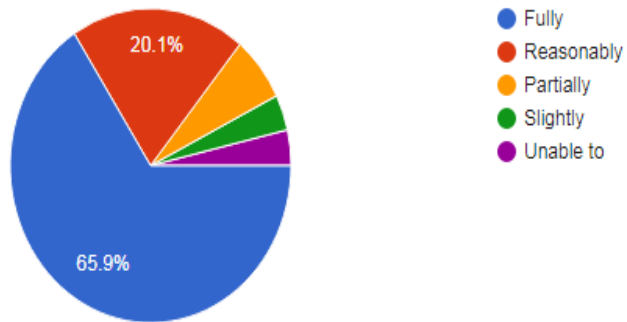
## 12. The teachers illustrate the concepts through examples and applications.

Scale	4	3	2	1	0
Criteria	Every Time	Usually	Occasionally	Rarely	Never
No. of students	113	33	8	10	0
Percentage	68.9%	20.1%	4.9%	6.1%	0%



**13. The teachers identify your strengths and encourage you with providing right level of challenges.**

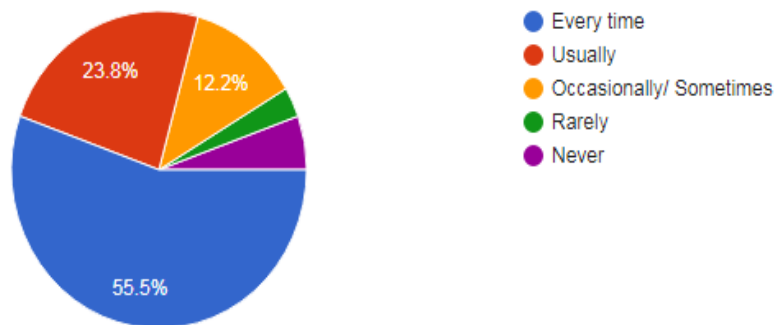
Scale	4	3	2	1	0
Criteria	Fully	Reasonably	Partially	Slightly	Unable to
No. of students	108	33	11	6	6
Percentage	65.9%	20.1%	6.7%	3.7%	3.7%





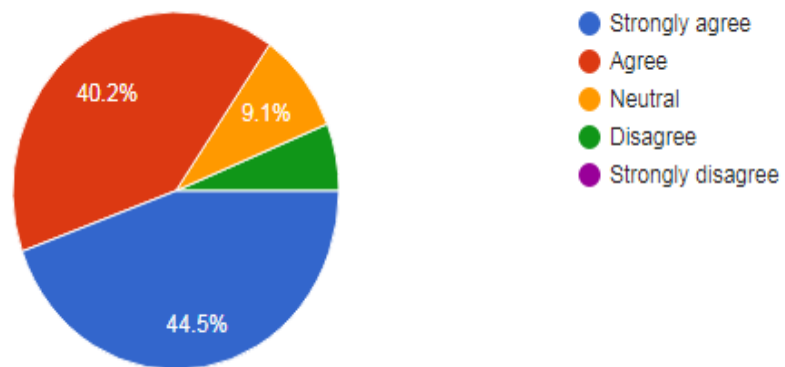
**14. Teachers are able to identify your weaknesses and help you to overcome them.**

Scale	4	3	2	1	0
Criteria	<b>Every Time</b>	<b>Usually</b>	<b>Occasionally</b>	<b>Rarely</b>	<b>Never</b>
No. of students	91	39	20	5	9
Percentage	55.5%	23.8%	12.2%	3%	5.5%



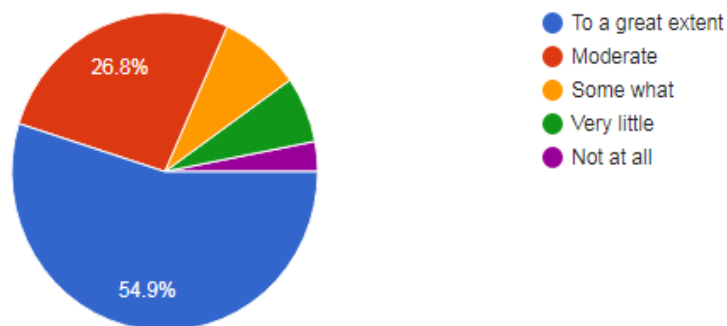
**15. The institution makes effort to engage students in the monitoring, review and continues quality improvement of the teaching learning process.**

Scale	4	3	2	1	0
Criteria	Strongly Agree	Agree	Neutral	Disagree	Strongly Disagree
No. of students	73	66	15	10	0
Percentage	44.5%	40.2%	9.1%	6.1%	0%



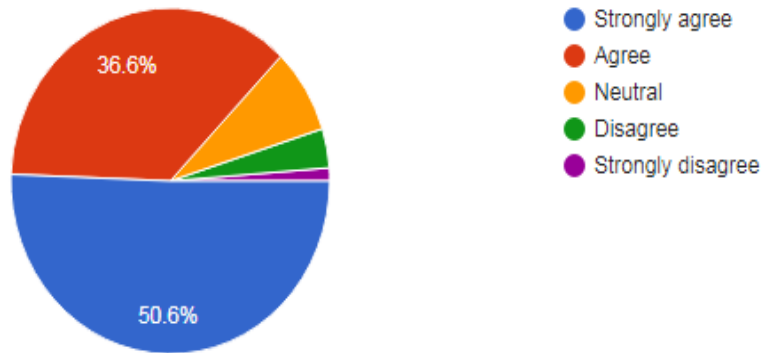
**16. The institute/teachers use student's centric methods, such as experimental learning, participative learning and problem solving methodologies for enhancing learning experiences.**

Scale	4	3	2	1	0
Criteria	To a great extent	Moderate	Some what	Very little	Not at all
No. of students	90	44	14	11	5
Percentage	54.9%	26.8%	8.5%	6.7%	3%



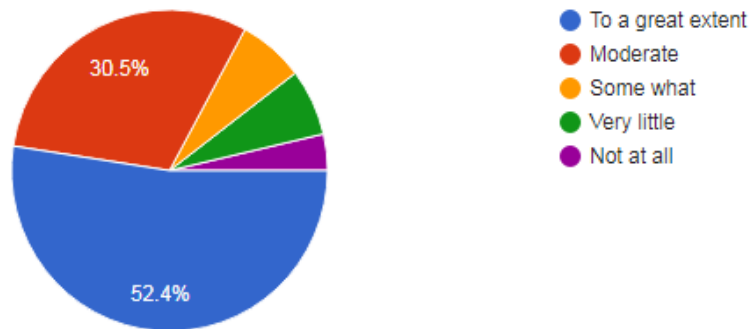
### 17. Teachers encourage you to participate in extracurricular activities.

Scale	4	3	2	1	0
Criteria	Strongly Agree	Agree	Neutral	Disagree	Strongly Disagree
No. of students	83	60	13	6	2
Percentage	50.6%	36.6%	7.9%	3.7%	1.2%



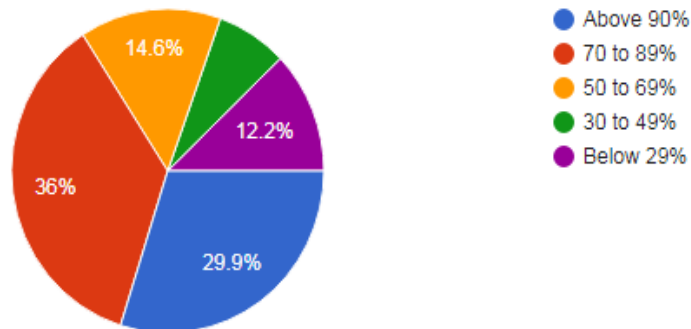
**18. Efforts are made by the institute /teachers to inculcate soft skills, life skills and employability skills to make you ready for the world of work.**

Scale	4	3	2	1	0
Criteria	To a great extent	Moderate	Some what	Very little	Not at all
No. of students	86	50	11	11	6
Percentage	52.4%	30.5%	6.7%	6.7%	3.7%



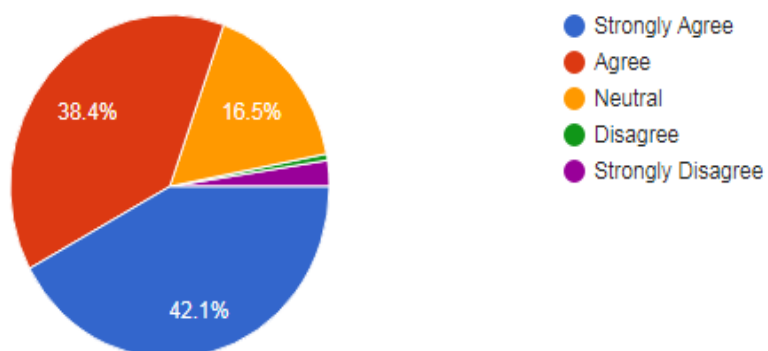
**19. What percentage of teachers uses ICT tools such as LCD projector, multimedia, etc? While teaching.**

Scale	4	3	2	1	0
Criteria	Above 90%	70 to 89%	50 to 69%	30 to 49%	Below 29%
No. of students	49	59	24	12	20
Percentage	29.9%	36%	14.6%	7.3%	12.9%




**20. The overall quality of teaching-learning process in your institute is very good.**

Scale	4	3	2	1	0
Criteria	Strongly Agree	Agree	Neutral	Disagree	Strongly Disagree
No. of students	69	63	27	1	4
Percentage	42.1%	38.4%	16.5%	0.6%	2.4%



## 21. Suggestions from students

- Interact with students friendly
- Use multiple projects for teaching
- Sometimes we have to visit historical places this will increase our knowledge about culture.  
Secondly the burden of writing notes needs to decrease.
- Use better graphics and visual media to engage students well
- Everything is good
- Our computer science department is best, teachers are cooperative, supportive and teaches the students in good way!
- The institution should conduct technical programs.
- Teachers teach very good and effective way and always appreciate the students

  
Principal  
S.D.College for Women  
Moga